GRU DA CITTÀ SENZA CUSPIDE - TOP LESS CITY CRANE
CITY CRANE SANS POINCON - CITY KRAN OHNE TURMSPITZE

MRT102



RAIMONDI

Scheda Tecnica
Technical Data Sheet
Spécific Techniques
Technische Spezifikationen

MRT102

GRU DA CITTÀ SENZA CUSPIDE - TOP LESS CITY CRANE
CITY CRANE SANS POINCON - CITY KRAN OHNE TURMSPITZE

RAIMONDI

A3 FEM1,001

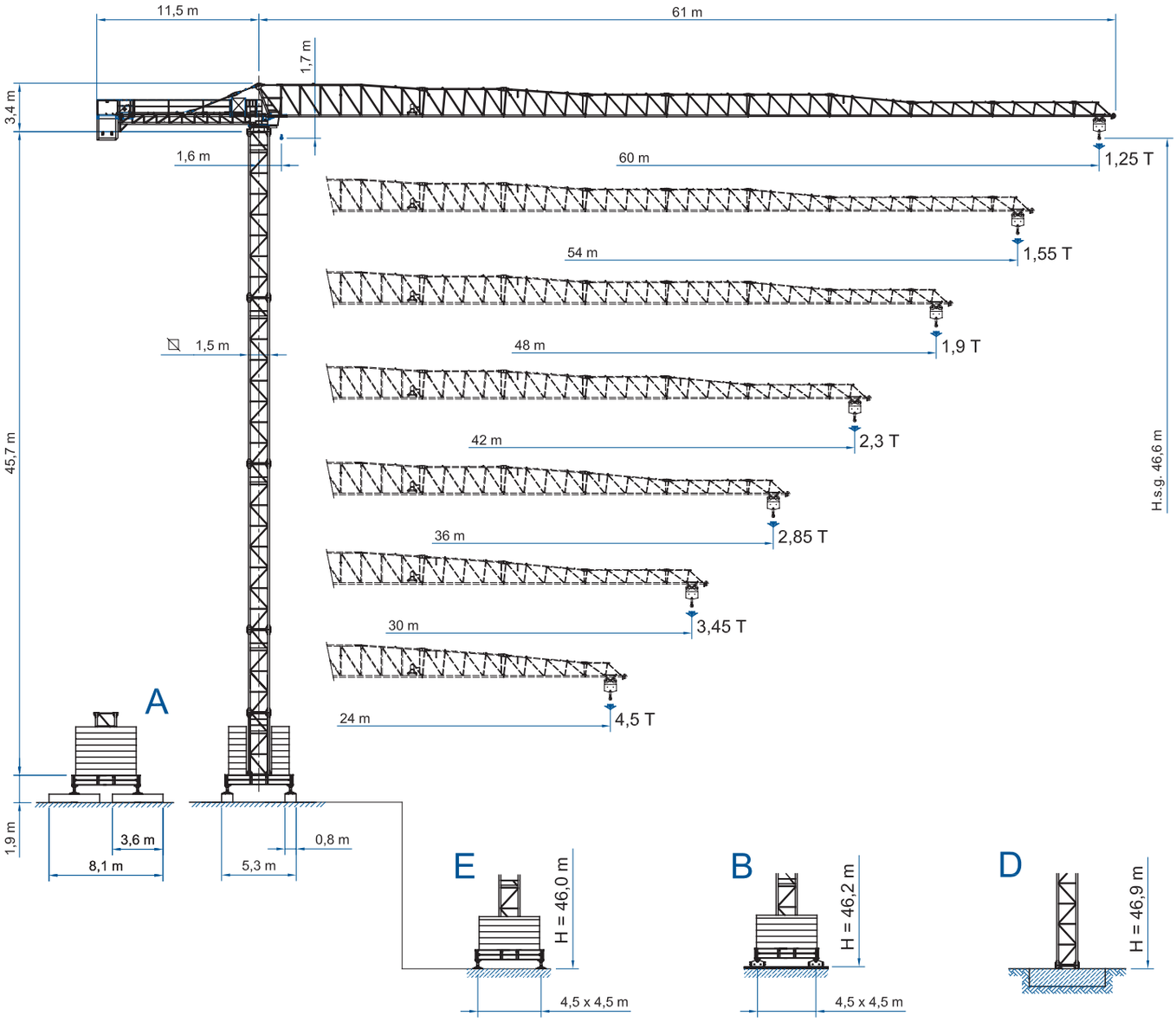

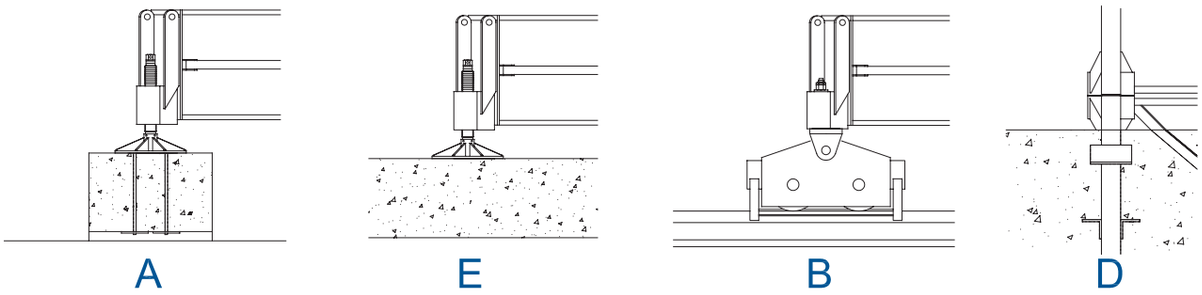

ALTEZZA SOTTOGANCIO

Height under hook / Hauteur sous crochet / Hakenhöhe

1,5m - L=3,8m

	H (m)	Z (t)	F1 (kN)
7	-	-	-
6	-	-	-
5	42,2	80,6	722
4	36,3	62,9	514
3	30,4	57,0	452
2	24,5	51,1	414
5,9m + 1	18,6	51,1	393

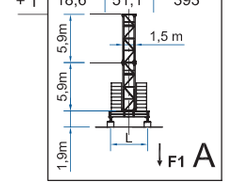

	H (m)	Z (t)	F1 (kN)
7	-	-	-
6	-	-	-
5	41,8	76,7	688
4	35,9	59,0	495
3	30,0	53,1	443
2	24,1	47,2	405
5,9m + 1	18,2	47,2	384

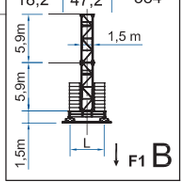

	H (m)	Z (t)	F1 (kN)
7	-	-	-
6	-	-	-
5	41,6	76,7	700
4	35,7	59,0	498
3	29,8	53,1	441
2	23,9	47,2	403
5,9m + 1	18,0	47,2	382

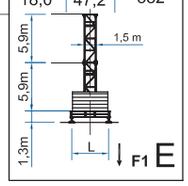

	H (m)	Z (t)	F1 (kN)
7	-	-	-
6	46,9	1328	1091
5	41,0	1013	786
4	35,1	743	527
3	29,2	610	374
2	23,3	545	319
5,9m + 1	17,4	490	270

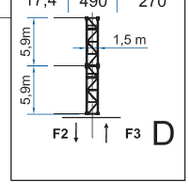

1,5m - L=4,5m

	H (m)	Z (t)	F1 (kN)
7	-	-	-
4,4m 6	46,6	68,8	744
5	42,2	62,9	596
4	36,3	45,2	430
3	30,4	33,4	363
2	24,5	33,4	339
5,9m + 1	18,6	33,4	319

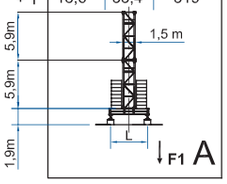

	H (m)	Z (t)	F1 (kN)
7	-	-	-
4,4m 6	46,2	64,9	714
5	41,8	59,0	572
4	35,9	41,3	413
3	30,0	41,3	381
2	24,1	35,4	346
5,9m + 1	18,2	35,4	328

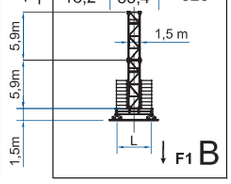

	H (m)	Z (t)	F1 (kN)
7	-	-	-
4,4m 6	46,0	64,9	723
5	41,6	59,0	581
4	35,7	41,3	414
3	29,8	41,3	378
2	23,9	35,4	343
5,9m + 1	18,0	35,4	325

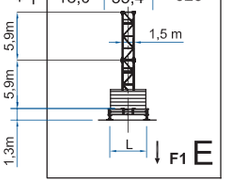

	H (m)	F2 (kN)	F3 (kN)
7	55,7	1762	1500
6			
5			
4			
3			
2			
5,9m + 1			

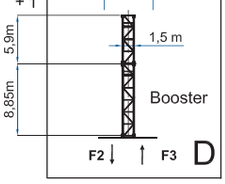

1,7/1,5m - L=4,5m

	H (m)	Z (t)	F1 (kN)
6	54,3	94,4	897
5			
4			
3			
2			
5,9m + 1			

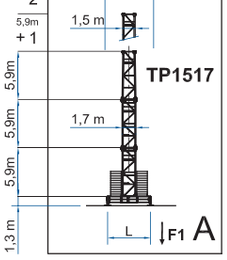

1,7/1,5m - L=6,0m

	H (m)	Z (t)	F1 (kN)
6	54,4	59	660
5			
4			
3			
2			
5,9m + 1			

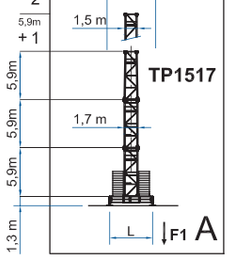

1,5/1,7m

	H (m)	F2 (kN)	F3 (kN)
7	55,7	1835	1580
6			
5			
4			
3			
2			
5,9m + 1			

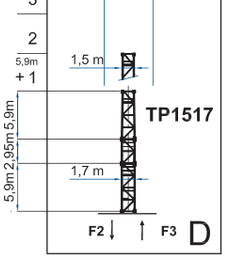

PORTATA

Load - Charge - Tragfähigkeit

Portata max / Max s.w.l. Charge maxi / Max. Tragfähigkeit		3000 Kg.							6000 Kg. / 3000 Kg.						
Sbraccio / Jib Auslandung /Portée	m.	24	30	36	42	48	54	60	24	30	36	42	48	54	60
Campo di portata max da Max s.w.l. range from Charge maxi de 1,6 m Max. Tragfähigkeit von	a to à bis	24,0	30,0	34,4	33,2	32,2	30,5	28,5	18,6	18,5	18,4	17,9	17,5	16,8	15,8
Sbraccio (m.) Radius (m.) Portèe(m.) Ausladung(m.)	12	3000	3000	3000	3000	3000	3000	3000	6000	6000	6000	6000	6000	6000	6000
	14	3000	3000	3000	3000	3000	3000	3000	6000	6000	6000	6000	6000	6000	6000
	16	3000	3000	3000	3000	3000	3000	3000	6000	6000	6000	6000	6000	6000	5935
	18	3000	3000	3000	3000	3000	3000	3000	6000	6000	6000	5967	5814	5537	5188
	20	3000	3000	3000	3000	3000	3000	3000	5540	5506	5458	5295	5157	4909	4597
	22	3000	3000	3000	3000	3000	3000	3000	4971	4940	4896	4749	4624	4399	4116
	24	3000	3000	3000	3000	3000	3000	3000	4500	4471	4431	4297	4183	3977	3719
	26		3000	3000	3000	3000	3000	3000		4077	4040	3916	3811	3622	3384
	28		3000	3000	3000	3000	3000	3000		3740	3707	3592	3494	3319	3098
	30		3000	3000	3000	3000	3000	2828		3450	3418	3311	3221	3057	2852
	32			3000	3000	3000	2844	2628			3167	3067	2982	2829	2637
	34			3000	2923	2821	2656	2453			2946	2852	2772	2628	2447
	36			2850	2740	2645	2489	2297			2750	2661	2586	2450	2280
	38				2578	2487	2340	2159				2491	2420	2292	2130
	40				2432	2346	2206	2034				2338	2271	2149	1996
	42				2300	2218	2085	1921				2200	2136	2020	1874
	44					2102	1975	1819					2014	1903	1764
	46					1997	1875	1726					1902	1796	1663
	48					1900	1783	1641					1800	1699	1571
	50						1699	1562						1609	1487
	52						1622	1490						1526	1409
	54						1550	1423						1450	1337
	56							1361							1270
	58							1304							1208
	60							1250							1150

Con sistema 'ULTRALIFT" tutte le portate intermedie sono aumentate dei 10%
All intermediate loads are increased of 10% if the crane is equipped with "ULTRALIFT" control
Les charges intermdiaires sont augmentes de 10% si la grue est équipée avec controle "ULTRALIFT"

CARATTERISTICHE AZIONAMENTI PRINCIPALI

General Technical Charateristics - Carateristiques des mechanismes de distribution - Allgemeine Technische Daten

		Velocità - Speed Vitesse - Geschwindigkeit	Potenza - Power Puissance - Leistung
Rotazione - Slewing Orientation - Schwenken		0,23 / 0,47 / 0,71 mm^{-1}	2 x 4 Kw
Carrello - Trolley Chariot - Katzfahren	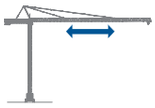	18,8 / 35,2 / 54 m/min Progressivo - Progressive	3,6 Kw
Traslazione - Rail Translation - Kranfahren	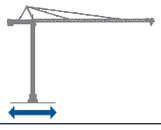	18 m/min	2 x 3 Kw

Tipo Type Tipe Type	Potenza-power puissance - Leistung		Fune rope cable Seil	Marcia Step Vitesse Gang	Carico load charge last	Velocità speed Geschw vitesse	Carico load charge last	Velocità speed Geschw vitesse
	CV - ch - PS - hp	**kW**	**m**		**kg**	**m/min**	**kg**	**m/min**
25 HP - 6	25	18,4	190	1	3000	7,5	6000	3,7
				2	3000	30	6000	15
				3	1500	60	3000	30
33 HP - 6	33	24,3	234	1	3000	9,4	6000	4,7
				2	3000	37,5	6000	18,8
				3	1500	75	3000	37,5
25 HP - 6 VF	25	18,4	190	1	3000	6	6000	3
				2	3000	30	3000	15
				3	1500	60	3000	30
				4	1000	72	2000	36
33 HP - 6 VF	33	24,3	234	1	3000	7,5	6000	3,7
				2	3000	37,5	6000	18,8
				3	1500	75	3000	37,5
				4	1000	90	2000	45

Conforme alla direttiva 2000/14/CE sul livello acustico - In compliance with the 2000/14/CE instruction on noise level - Conforme directive 2000/14/CE sur le niveauacoustique - Gemiss 2000/14/CE ber Schall - Leistungspegel - Conforme con la directive 2000/14/CE sobre el nivei acustico

Forza motrice totale Total installed power Puissance totale des moteurs Gesamt-motorenleistung	18,4 Kw (25HP)	24,3 Kw (33HP)
	36 Kw	42 Kw

PESI E INGOMBRI

Packing list - Liste de colisage - Kolli-Liste

Pos. Item	Pezzi Pieces	Denominazione Description		Schizzo Sketch	Dimensioni Dimensions L	W	H	Peso Weight (Kg) Unit.	Total.
1	1	**Elemento di freccia** Jib element Elèment de flèche Ausleger	Nº1	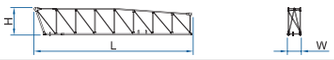	11,960	1,200	2,380	2021	-
	1		Nº2		6,110	1,200	2,070	770	-
	1		Nº3		6,100	1,200	2,070	711	-
	1		Nº4		6,070	1,200	1,660	570	-
	1		Nº5		6,030	1,200	1,640	501	-
	1		Nº6		6,015	1,200	1,640	453	-
	1		Nº7		6,015	1,200	1,620	425	-
	1		Nº8		5,985	1,200	1,070	387	-
	1		Nº9		5,985	1,200	1,070	318	-
	1	**Puntale freccia** Jib point Elèment pointe Spitzelement			2,860	1,200	1,070	185	-
2	1	**Controfreccia girevole,argano di sollev. quadro elettrico, carrello freccia etc.** Counterjib-turntable, hoisting winch, trolley jib, electrical box etc. Contreflèche tournante, treuil de levage, chariot de flèche,armoire electrique etc. Gegenausleger, Hubwinde, Drehwerk Laufkatze, Schaltschrank etc.		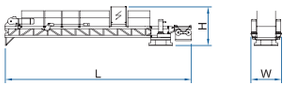	11,900	2,230	2,550	6885	-
	1	**Controfreccia girevole,argano di sollev. quadro elettr., carrello freccia,cabina.** Counterjib-turntable, hoisting winch, acces balcony, electrical box, trolley jib, cabin etc. Contreflèche tournante,treuil de levage,chariot de flèche, armoire electrique, cabine. Gegenausl., Drehwerk, Hubwinde, Laufkatze, Kabine, Schaltschrank, Kabinepodest.		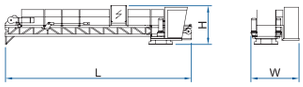	11,900	3,380	2,550	7480	-
3	1	**Controfreccia girevole,argano sollev., quadro elettrico, carrello freccia,cabina elemento porta-blocchi.** Counterjib-turntable, hoisting winch, cabin,trolley jib, electrical box, acces balcony,terminal element. Contrefl. tournante,treuil de levage,chariot de flèche armoire electrique, cabine et element terminal. Gegenausl., Drehwerk, Hubwinde, Laufkatze, Kabine Schaltschrank, Kabinepodest, Gegengewichtelement.		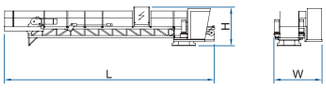	13,500	3,380	2,550	8030	-
4	6	**Blocchi di contrappeso** Counterweight block Contre-poids Gegengewichtsbloecke		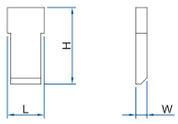	A99+3	1,430	0,265	2800	2131	12786
	2				B99+3	1,430	0,210	2,800	1684	3368

PESI E INGOMBRI

Packing list - Liste de colisage - Kolli-Liste

Pos. Item	Pezzi Pieces	Denominazione Description	Schizzo Sketch	Dimensioni Dimensions			Peso Weight (Kg)	
				L	W	H	Unit.	Total.
6	-	**Elemento di torre** Tower element Elèment de mature Turmstück		2,950	1,700	1,500	1172	-
7	-			4,425	1,700	1,500	1590	-
8	-			5,900	1,700	1,500	1990	-
9	-			11,800	1,700	1,500	3682	-
10	1	**Tronchetto di fondazione** Expendable foundation element Elèment a sceller Fundamentanker		1,465	1,780	1,780	780	-
11	1	**Trave principale della crociera di base** Base main beam Poutre de chassis de base Hauptträger für Kreuzgelenk	4,5x4,5mt	6,530	0,710	0,760	2120	-
			3,8x3,8mt	5,535	0,710	0,760	1460	-
12	2	**Semitrave della crociera di base** Half base beam Semipoutre de chassis de base Halbträger für Kreuzgelenk	4,5x4,5mt	3,200	0,590	0,770	1030	2060
			3,8x3,8mt	2,620	0,590	0,770	940	1880
13	4	**Blocco dl appoggio** Concrete pad Sabot en béton (B2) Betonfuss		3,600	0,800	0,600	3925	15700
14	2	**Bilancino di traslazione folle** Driven bogie Boggie fou Fahrschemel ohne motorantrieb		1,080	0,230	0,515	415	830
15	2	**Bilancino di traslazione motorizzato** Driving bogie Boggie motoriseè Fahrschemel mit motorantrieb		1,550	0,500	0,515	535	1070
16	26	**Blocco di zavorra** Base ballast block Lest de base (GB3) Grundballastblöcken		3,600	1,200	0,300	2900	75400
City -1,7m								
17	6	**Elemento dl torre 1,7/1,5m** 1,7/1,5m tower element 1,7/1,5m elèment de mature 1,7/1,5m Turmstück		5,900	1,700	1,900	2205	-
18	-	**Elemento di torre** Tower element Elèment de mature Turmstück		2,950	1,900	1,700	172	-
19	-			5,900	1,900	1,700	2267	-
20	-			11,800	1,900	1,700	4135	-
21	1	**Tronchetto di fondazione** Expendable foundation element Elèment a sceller Fundamentanker		1,465	1,980	1,980	830	-
22	1	**Trave principale della crociera di base** Base main beam Poutre de chassis de base Hauptträger für Kreuzgelenk		6,524	0,780	0,960	2595	-
23	2	**Semitrave della crociera di base** Half base beam Semipoutre de chassis de base Halbträger für Kreuzgelenk		3,212	0,680	0,974	1235	2470
24	4	**Blocco di appoggio** Concrete pad Sabot en béton (B5) Betonfuss		3,600	0,900	0,750	5520	22080
25	2	**Bilancino di traslazione folle** Driven bogie Boggie fou Fahrschemel ohne motorantrieb		1,315	0,222	0,540	600	1200
26	2	**Bilancino di traslazione motorizzato** Driving bogie Boggie motoriseè Fahrschemel mit motorantrieb		1,427	0,492	0,540	765	1530

MRT 102 RI

rampante
floor climbing
telescopable sur dalles
kletterkrane im gebaude

MRT 102 HC

a sopralzo idraulico
external climbing
telescopable
kletterkrane

I dati riportati possono essere soggetti a modifiche senza preavviso - METAMORFOSI - MRT102[0406]

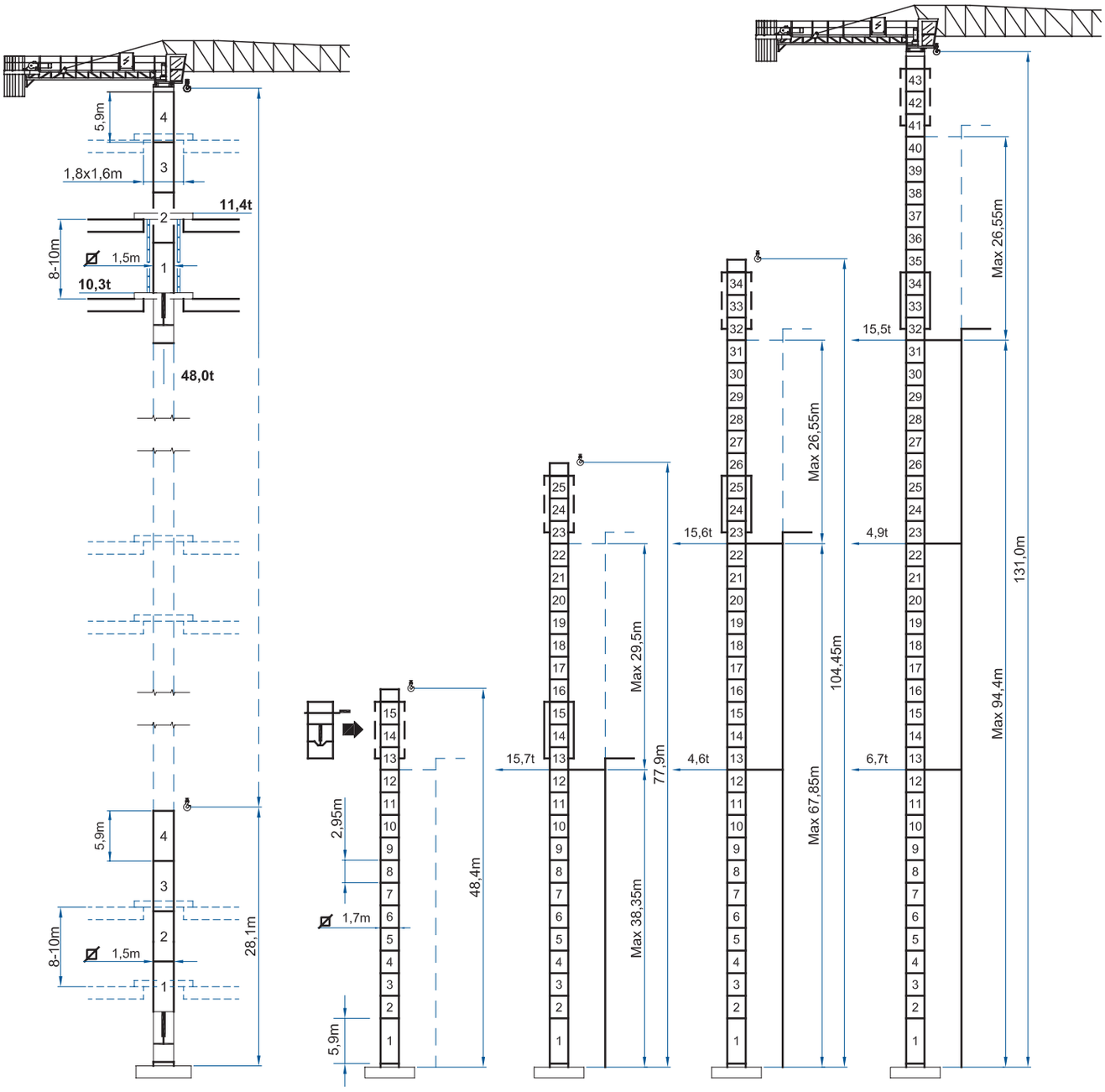

CARLO RAIMONDI GRU
Corso Garibaldi 253
20025 Legnano Milano ITALY
Tel. +39 0331 548061
Fax +39 0331 450400
www.raimondigru.com

RAIMONDI

Building Tower Cranes since 1946